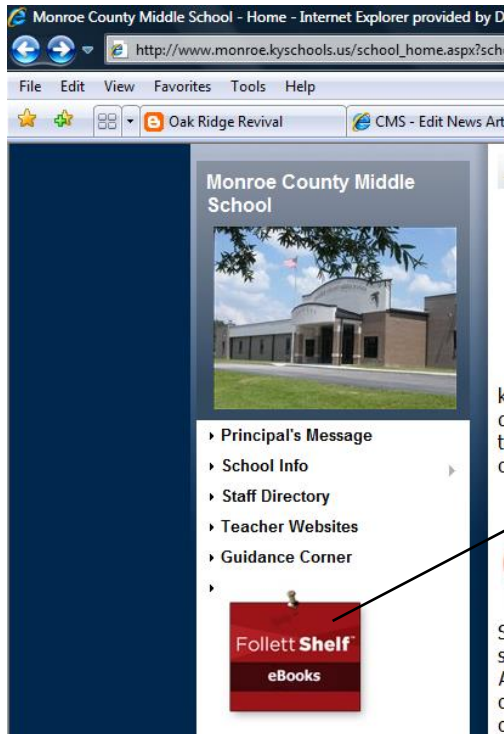


# Digital Library Follett Shelf Directions to Check Out and Read eBooks

## To read eBook on computer:

1. Click on the FollettShelf logo on the left side of navigation bar on school's website.



FollettShelf on school's website.

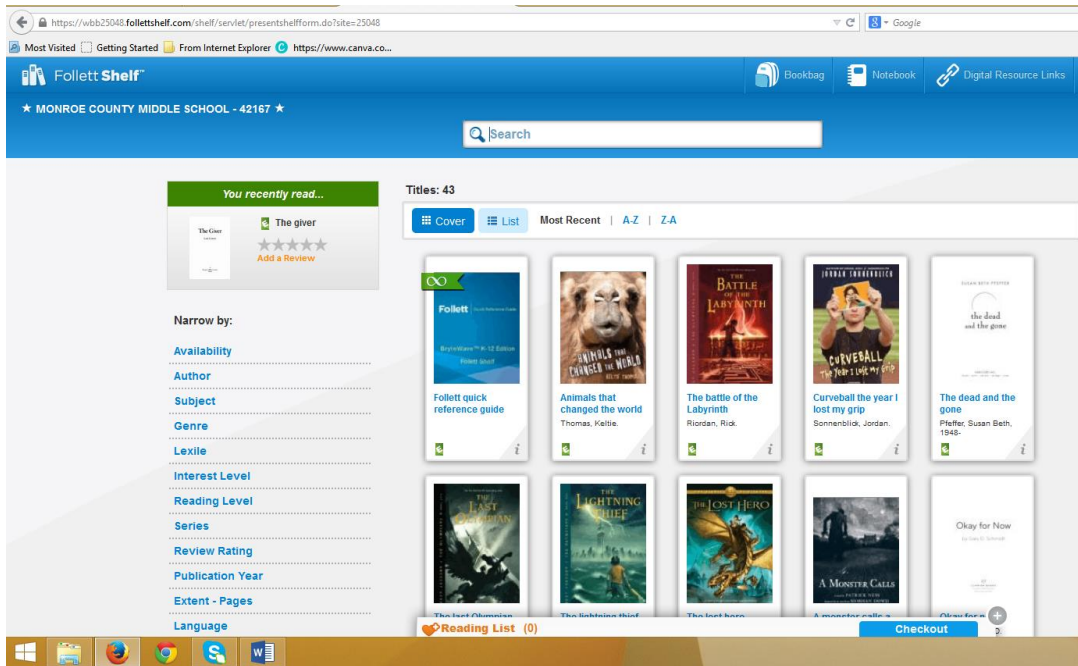
2. The next step is enter UserName and Password.

A screenshot of the Follett Shelf login page. The page has a blue header with the text 'Log In @ "MONROE COUNTY MIDDLE SCHOOL - 42167"'. Below the header, the 'Follett Shelf' logo is displayed. The login form includes a 'Username' field with the placeholder text 'Username', a 'Password' field with the placeholder text 'Password', and a 'Stay logged in' checkbox. Below the checkbox, there is a note: 'Check this option if you are on a private/safe /secure device.' A blue 'Log In' button is located at the bottom right of the form. An arrow points from the 'Username' field to a text box on the right, and another arrow points from the 'Password' field to another text box on the right.

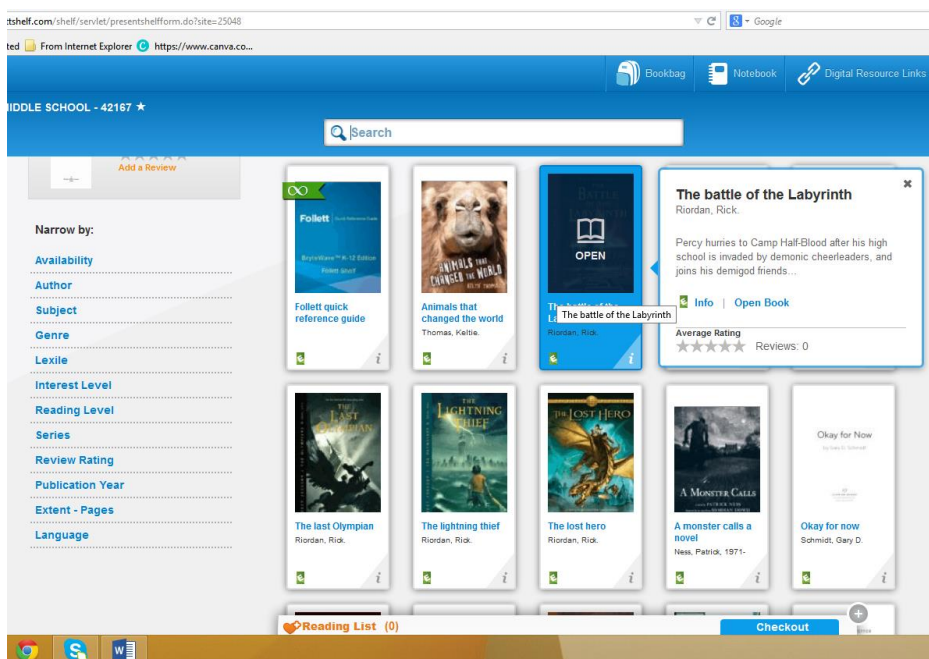
Username=  
Lastnamefirstinitial  
Ex. holdern

Password=  
Checkout number

3. Select the book you want to read.



4. Use Read Online to view the book. Check out book allows the book to be kept for up to 10 days.



Read online. To briefly view the book.

## To read books on iPad or Android Tablet:

1. Go to app store and download *BryteWave K-12 Digital Reader*. It is a free download.
2. Once app is downloaded, open up BryteWave K-12 Digital Reader.
3. Enter information.  
*Username*= lastnamefirstinitial  
*Password*= library number  
Website address is *wbb25048*.follettshelf.com
4. Books can either be read online (which means you must have internet access at all times) OR download onto device (which means you can read anywhere).

If you have any troubles, feel free to contact me. Hope you enjoy our new digital library!

Miss Holder, librarian  
[nancy.holder@monroe.kyschools.us](mailto:nancy.holder@monroe.kyschools.us)  
270-487-9624